



IPIP Photographic Club

September 2023 Newsletter

Theme: Time

Image By



Peter Casalis

First and foremost, our thanks to the members who submitted newsletter articles during May, for publication in June or beyond. It is gratifying to note that not only did we receive “current” contributions but also submissions which were slightly “overdue” and also those which were due for future inclusion. *Lovely Stuff – Keep them coming.*

Email articles to me at pdk.main@gmail.com or to the IPIP address Ed

Calendar

Meeting Date	PV Submission Date	Theme	Theme Cut-off Date	MC Cut-off Date
3rd October	Midnight 23rd September	Abandoned Buildings	1st September 2022	1st July 2023
7th November	Midnight 28th October	City ‘scapes	1st October 2022	1st August 2023
5 th December	Year-End Function			

Set subject Theme Definitions

Theme	Definition
Abandoned Buildings	A single structure or a group of buildings. Interiors or exteriors (or both) must convey a sense of dereliction and decay.
City ‘scapes	Image to have a visual appearance of a city or urban area; a city landscape. A single building would be regarded as architecture and not a city scape.

IPIP Website

Members are reminded that our Club website www.ipip-photoclub.co.za has been up and running for a while now. This is a first-class professional landing site full of interesting information and striking images, which we hope will attract newcomers to our Club.

PhotoVault Submission

All our monthly photo submissions are handled via Photovault at www.photovaultonline.com. A separate document explaining how to access Photovault is available on request. When submitting your images ensure that you receive an Email confirmation from PV within, say an hour, to the effect that your photos have been received. If not, you need to “re-finalise” your submission.

Please remember that at least one of your images must be in the Mono genre.

Salon Acceptances

It is possible that glitches can occur between the time that advice of acceptances are automatically transmitted by Photovault and the receipt of such advices by the IPIP Committee. As a “safety net”, I would have no objection if members were to copy me the relevant images for inclusion in the NL. . . Ed

Club Submissions for 2023

The following guidelines are applicable to this year’s submissions:

- One of your 4 photos must be in Monochrome
- In future, SS judging details will be presented at the meetings – these results will still be forwarded to members by Email together with the MC results, which will be remotely judged as before.

Matters Arising from the September Club Meeting

A total of 27 members attended our Aug Club meeting.

CHAIR welcomed new members to our Club, as follows:

- Alida and Jacques
- Jenny
- David
- Byron (Son of Deon Heyns)

Dudley Schnetler presented a fascinating overview of his recent travels to France, Croatia and the Dolomite region of Austria.

Due dates: October Submissions – 23rd September 4-Star Online Judging – 27th September

Next Meeting 3rd October

Membership Fees

The 2023 fee structure remains unchanged.

Payable in advance for the year before the end of February – R300 or pro-rata from the month of joining the club @ R30 per month. Plus a fee per meeting to cover meeting cost – R30 per person – you are welcome to pay for all meetings in advance (R600) but we cannot refund any fees if members miss a meeting.

Members' Star Level Advancement Guidelines

One of the main points of being a member of a photo club is to challenge yourself and to climb the ranks by taking amazing photos. The following basic guidelines indicate what you need to achieve in order to move to the next star level. A [separate document](#) providing a full description of the advancement guidelines can be obtained on request.

From 1 to 2 star – 10 Club Gold Awards

From 2 to 3 star – 25 Club Gold Awards

From 3 to 4 star – 50 Gold Awards plus 10 Salon Acceptance

From 4 to 5 star – 100 Gold Awards and 25 Salon Acceptances

Franconi Challenge

Submissions are now open for 2023. You will need to submit a portfolio of 6 images **before 31 October 2023**.

Please let our Chair know once you have chosen a topic, you can then start photographing that topic from the day you messaged her. You must also submit a short essay (200 to 500 words) on your topic including why you chose the topic, what you learnt and what the challenges were.

Please remember that the rules for 2023 have changed:

- Only one category to be submitted;
- No repeats of previous themes;
- No repeats of previous image types/genres;

Try something you have never done before, challenge yourself !

Events and Outings

A number of forthcoming events and outings were discussed.

The Red Bus Jacaranda Tour will take place on Saturday 7th October. A minimum of 35 participants are required for the event to be viable.

On Sunday 22nd October, a Model Shoot will be held at Victoria Yards at R300 per person. Please let CHAIR know if you wish to participate. Attendance is limited to 10 persons.

The Springs Photographic Club CERPS Congress will take place on 14th October at Springs Airfield.

Technical Feedback and Training

Common Compositional Mistakes. A thought-provoking article by Jose Aires, submitted by Dudley Schnetler

1. SUBJECT IS IN THE CENTER OF THE FRAME

Sometimes a central subject works, but normally it's better to shoot it positioned to one side, as explained in the rule of thirds.

2. SUBJECT IS TOO SMALL IN THE FRAME

The more you include in a photograph, the more complex and difficult it is for the viewers to understand and appreciate the idea that is trying to be conveyed.

3. NOTHING IN THE FOREGROUND

It's always a good idea to have something in the foreground to give the shot depth, draw the viewer's eye in, and add scale, especially in a landscape or in a still life image.

4. ALWAYS SHOOTING FROM A STANDING POSITION OR STRAIGHT ON

You must play with perspective! Get down on your knees, move to one side, lay down, or get yourself to a higher point of view.

5. DISTRACTING BACKGROUND

Always examine your photo's background. We won't miss clutter behind the subject.

6. POOR USE OF DEPTH OF FIELD

Shooting with a small aperture creates lots of depth of field, which is often desirable in landscapes and macros. But if you want your subject to stand out from its surroundings, it is usually better to shoot with a bigger aperture.

7. SLOPING HORIZONS

A sloping horizon in a landscape or even a portrait can be incredibly distracting, so make sure it's level.

8. BLURRED IMAGES

Sometimes we're so worried about getting everything in focus that we set the aperture much too small, which calls in a need for a really slow shutter speed as a consequence.

9. NO FOCAL POINT

The main subject in a photograph should be effectively positioned so that it's the central point of interest in the composition (i.e. emphasized). We must draw the viewer's eye exactly to where we want it.

10. NOT KNOWING YOUR CAMERA CONTROLS AND FUNCTIONS

You MUST read your camera manual. Knowing your camera and all of its buttons and settings is vital. Being able to do that takes practice.

About the Author:

This article was written by Jose Aires from *PhotoCommand*. An online learning and exchanging environment where photographers can come to share and improve their knowledge and skills.

Want to read more? Here is the link

<https://www.picturecorrect.com/10-common-composition-mistakes-in-photography/>

The two website links listed below, contain interesting tips and compositional techniques which neatly complement Dudley's insert.

<https://digital-photography-school.com/how-to-use-leading-lines-for-better-compositions/>

https://digital-photography-school.com/negative-space-in-photography/?utm_source=newsletter&utm_medium=email&utm_campaign=Aug-2423&user_id=pdk.main@gmail.com

Members' Forum

The attached PDF document provides an absorbing perspective of Namibia, experienced by Bruce and Pat Clark during a recent extensive "Namibian Odyssey".

HOPE YOU ENJOYED THE SEPTEMBER NEWSLETTER

HAPPY SHOOTING

IPIP PHOTOGRAPHIC CLUB

Namibia 8 - 26 January 2022

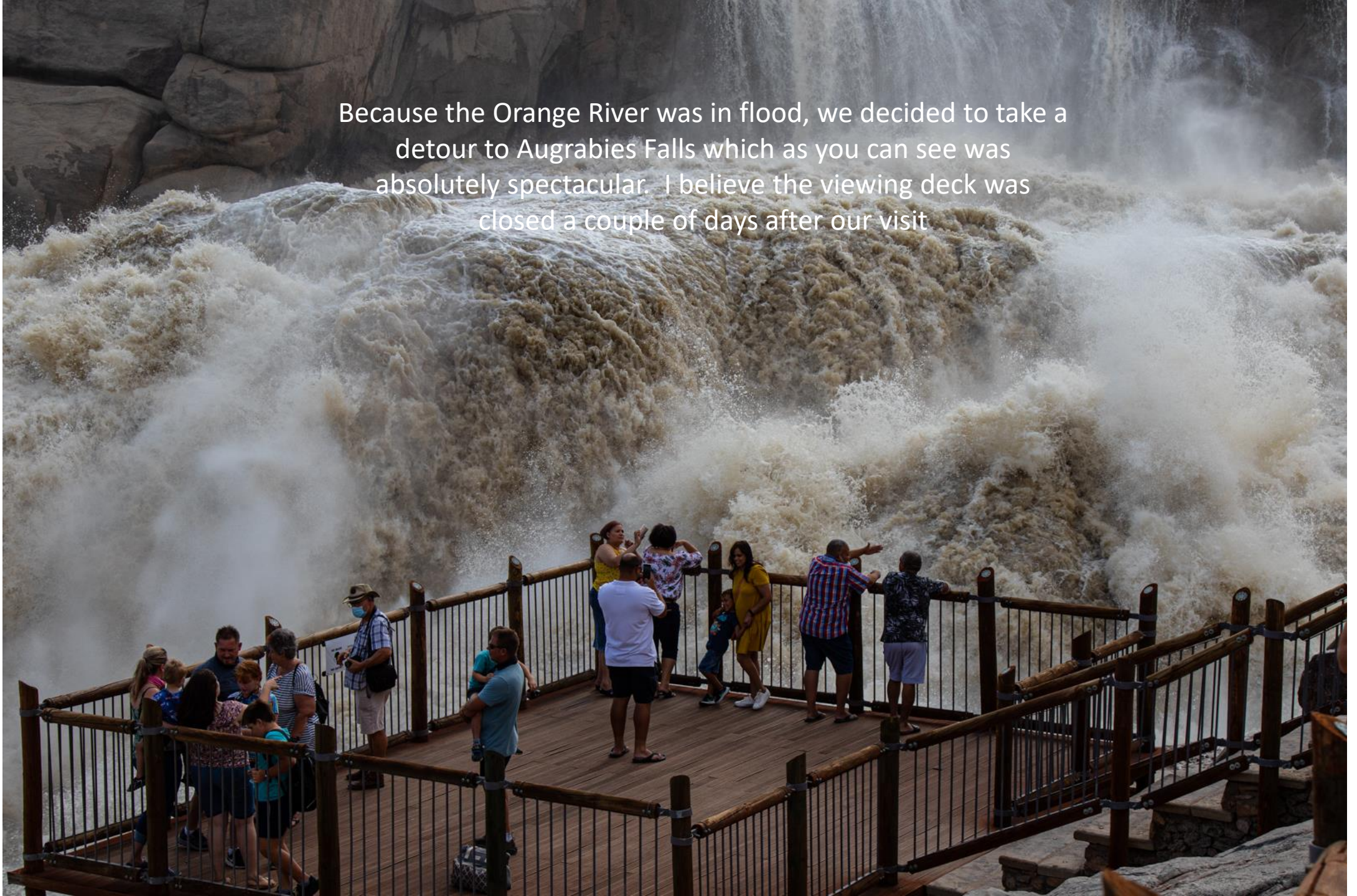
Pat and Bruce Clark





DATE	THE ROUTE (7,411km)
08	JHB to Upington
09	Upington via Augrabies to Aus
10	Day Trip to Kolmaskop and Luderitz
11	Aus to Namibrand
12	Namibrand to Sesriem
13	Visit Sesriem Canyon and Sossusvlei
14	Sesriem to Swakopmund
15	Visit Walvis Bay
16	In and around Swakopmund
17	Swakopmund to Twyfelfontein
18	Sightseeing around Twyfelfontein
19	Twyfelfontein to Okaukuejo (Etosha)
20	Sightseeing around Etosha
21	Okaukuejo to Olifantsrus (Etosha)
22	Olifantsrus to Brandberg
23	Brandberg to Spitzkoppe
24	Spitzkoppe to Hobas (Fish River Canyon)
25	Hobas to Kathu
26	Kathu to JHB

Because the Orange River was in flood, we decided to take a detour to Augrabies Falls which as you can see was absolutely spectacular. I believe the viewing deck was closed a couple of days after our visit



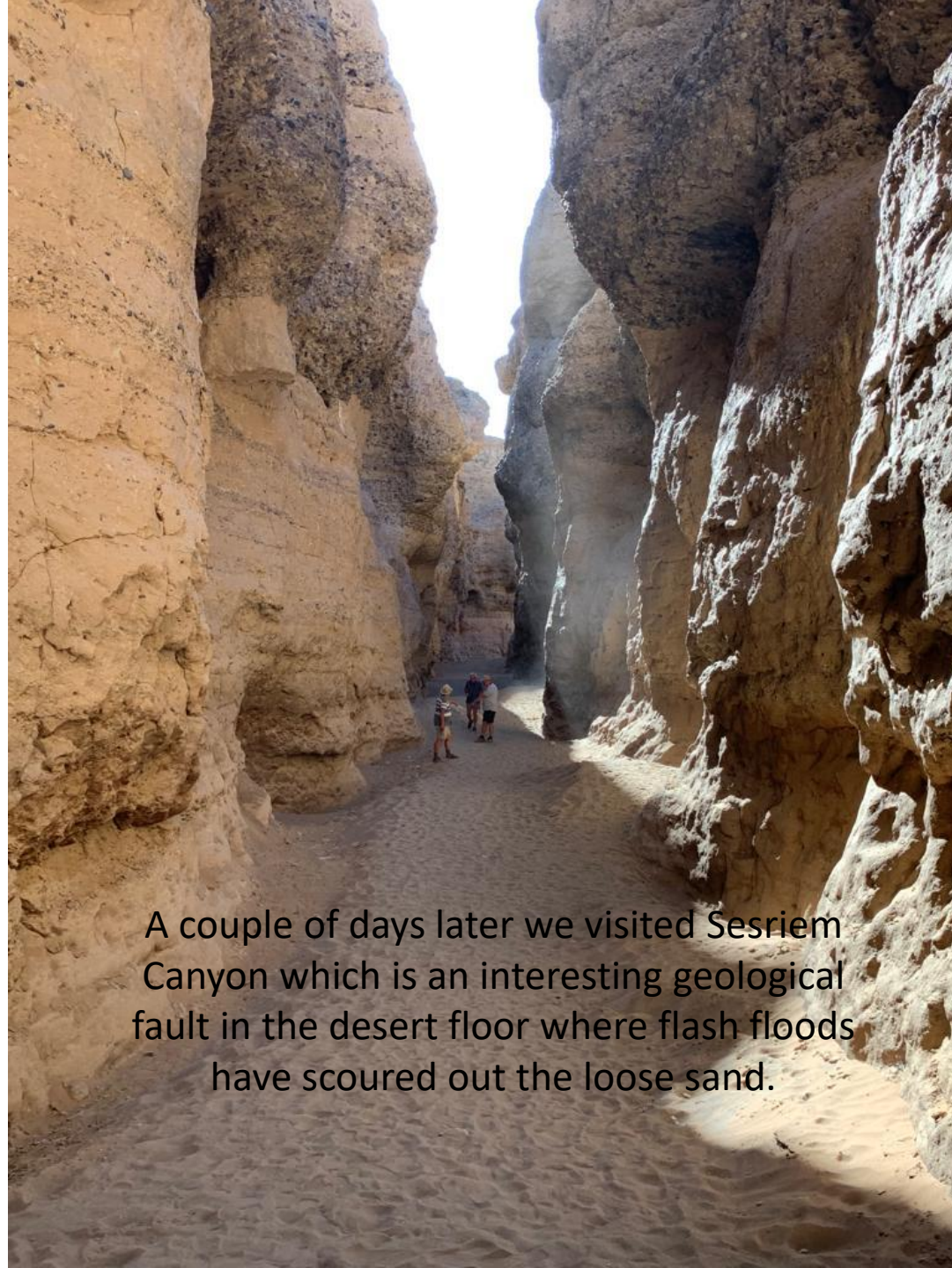


Our next stop was Klein Aus, about an hour's drive from Kolmanskop – an abandoned alluvial diamond mining village – one of the manager's houses.

To get there early for sunrise, you need to get a special photographer's permit. Alas our sun was hidden by mist and we had to wait for the mist to lift



Next to
Kolmanskop is
Luderitz with
many
examples of
beautiful
German
architecture



A couple of days later we visited Sesriem Canyon which is an interesting geological fault in the desert floor where flash floods have scoured out the loose sand.

The trip from Sesriem, where we stayed to Sossusvlei, is well known for the spectacular dunes – a photographer dream





The most prevalent antelope in Namibia is the Gemsbok, aka Oryx.



On our way back from Sossusvlei, you have the most amazing vistas.



-Most of our travelling was on dirt roads and in some places very rough but I think the most amazing scenery was on roads less travelled

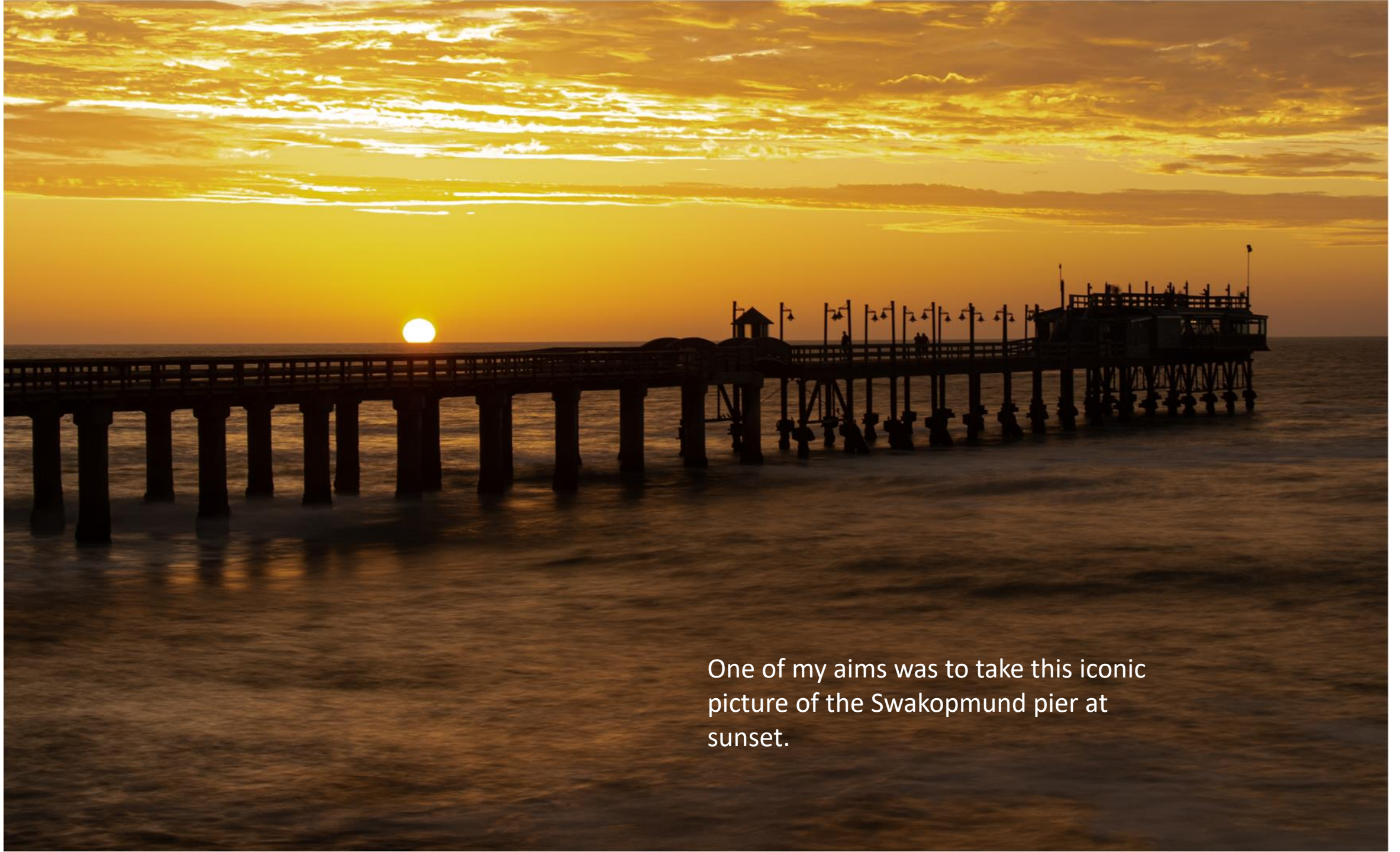
Tropic of Capricorn



Swakopmund is a delightful old German town with many examples of the architecture from a bye-gone era







One of my aims was to take this iconic picture of the Swakopmund pier at sunset.



Our team leader was very adventurous -road to nowhere?



BEWARE
OF ELEPHANTS AND LIONS
CAMPING AT OWN RISK
PLEASE DO NOT FEED WILD ANIMALS

This is one of our camp sites with the pic taken from the koppie next to it





The koppie...

Rock engravings practiced by the San



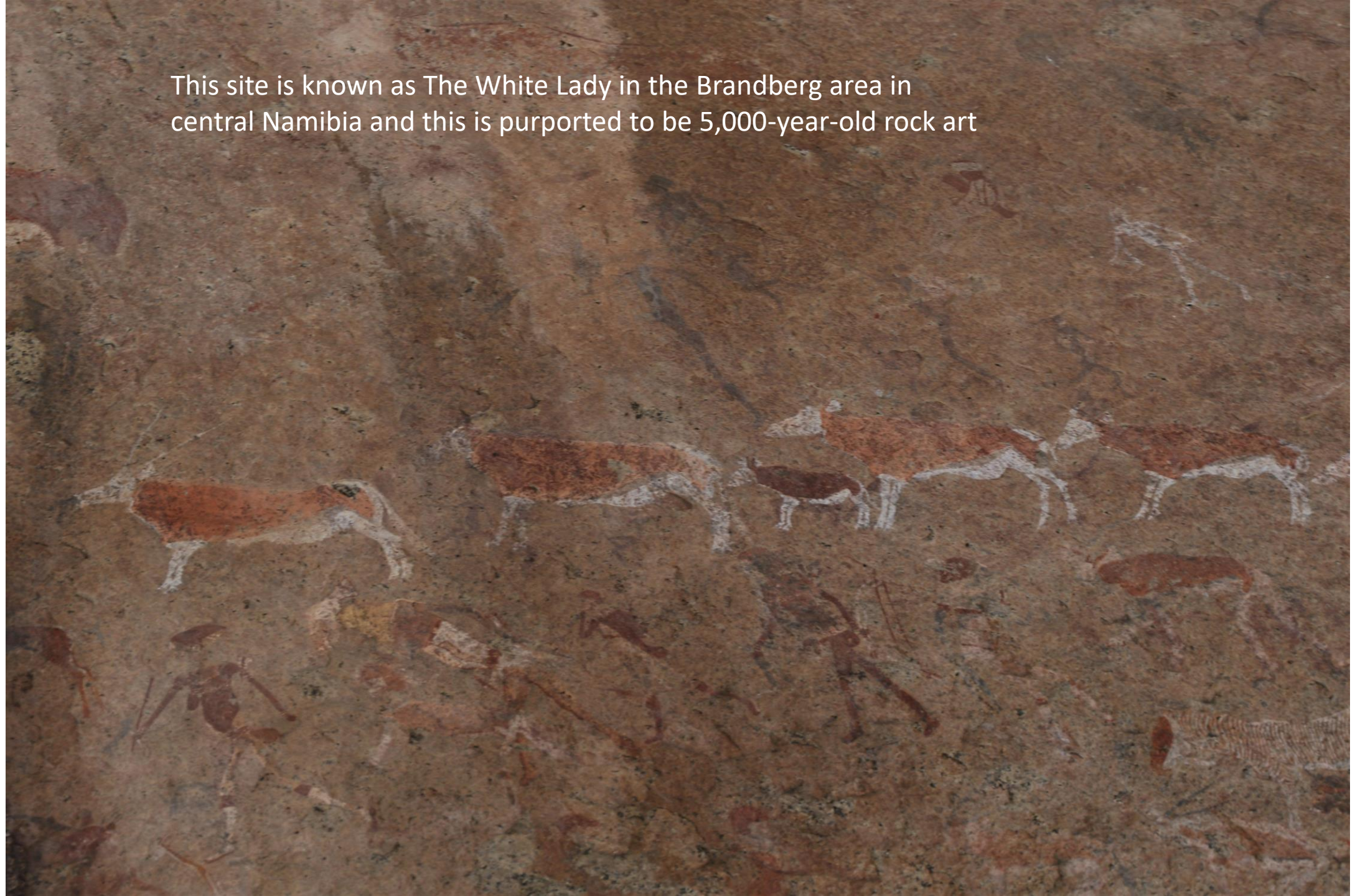
There were summer storms all around us, but we never got caught up in any. This is on the road leaving Etosha





As you drive along, you come across interesting rock formations that beg to be photographed.

This site is known as The White Lady in the Brandberg area in central Namibia and this is purported to be 5,000-year-old rock art





Spitzkoppe is one of the most famous areas in Namibia with spectacular rock formations







Fish River Canyon – 2nd
largest after Grand Canyon



Tally: Clarks 1 puncture, McCarthy 2 punctures, Pienaar 3 destroyed tyres

The touring party enjoying
Sundowners at Tiger Reef in
Swakopmund



Members' Images – Sep 2023

Salon Acceptances

9th Sandton Digital Salon – 2023

Fabienne Jardim Chartreuse Ghost (32)



Simple Dalia (37)



Members' Images – Aug 2023

Salon Acceptances

9th Sandton Digital Salon – 2023

Old Copper – Deon Heyns (32)



3rd Witzenberg Photographic Society Salon - 2023



Image by Pierre de Klerk

Members' Images – Aug 2023

Salon Acceptances

SALONS

2nd SANParks Honorary Rangers -Free State Region –

Dudley Schnetler – Slowly Slowly Catchee




Members' Images – Aug 2023

SS – Judges' Vote

SS 1-3 STAR WINNER

Time is hanging (38) – Lesly Kearns Eastwick



Members' Images – Aug 2023

SS – Judges' Vote

SS 4 STAR WINNER

Engine room (39) Deon Heyns



Members' Images – Aug 2023

SS – Judges' Vote

SS 5 STAR WINNER

Time in Style (38) – Sandy van Vuuren



Members' Images – Aug 2023

SS – Peer Vote

SS PEER VOTE 1-3 STAR WINNER

Time reflected – Danae Cole



Members' Images – Aug 2023

SS – Peer Vote

SS 4 STAR PEER VOTE WINNER

Coffee time – Nikki Twomey



Members' Images – Aug 2023

SS – Peer Vote

SS PEER VOTE 5 STAR WINNER

Lost in time and space – Dutchy Geldenhuis



Members' Images – Aug 2023

MC – Judges' Vote

MC 1-3 STAR WINNER

Train in workshop (38) – Antje Higgo



Members' Images – Aug 2023

MC – Judges' Vote

MC 4 STAR WINNER

No bees to be eaten (40) – Saskia Cole



Members' Images – Aug 2023

MC – Judges' Vote

MC 5 STAR WINNER

Road tripping along Dingle Bay (40) – Sandy van Vuuren



Members' Images – Aug 2023

MC – Peer Vote

MC 1-3 STAR PEER VOTE - WINNER

Smokey – Lesly Kearns Eastwick



Members' Images – Aug 2023

MC – Peer Vote

MC 4 STAR PEER VOTE - WINNER

Lion Kill – Sacha Fermor



Members' Images – Aug 2023

MC – Peer Vote

MC 5 STAR PEER VOTE - WINNER

Milky way and meteors – Dudley Schnetler

